



U.S. VOTERS' VIEWS ON SUPPORT FOR FAMILY CAREGIVING

May 2023

Table of contents

Key Insights	3
Detailed Findings	6
Implications	21
Methodology	23
Contact	26



KEY INSIGHTS

Key insights

As the famous quote from Rosalynn Carter notes, “*there are only four kinds of people in the world. Those who have been caregivers. Those who are currently caregivers. Those who will be caregivers, and those who will need a caregiver.*” The results of our survey of U.S. registered voters underscores the truth behind this quotation as one-third of the voters in this study were caregivers in the past, one-fifth are currently caregivers, and half expect to be a caregiver in the future.

For many caregivers, caregiving takes a big chunk out of their yearly finances and several hours from their week. Four in ten family caregivers report spending over 20 hours a week on their caregiving responsibilities, while roughly six in ten incur \$1,000 or more in yearly out-of-pocket expenses on items such as medical supplies and equipment, transportation, or home modification.

Emotional stress, having to miss important events, and needing to balance their work, family, and caregiving responsibilities are common among a majority of family caregivers. Being unable to take vacations, needing to reduce their work hours or quit jobs altogether, and failing to advance in their careers are also noted by caregivers, albeit at lower percentages.

When asked what they would like Congress or their state government to do, family caregivers say they would like increased access to healthcare and financial support. And when given the choice between financial support and caregiving support that would give them time to do other things, by a margin of 2:1, most caregivers would prefer financial support from Congress.

Key insights, continued

Voters believe Congress should support family caregivers. Over two-thirds of registered voters ages 18 and older believe that it is extremely or very important for Congress to help seniors to continue to live independently in their own homes, and more than half believe it is extremely or very important to provide support to unpaid family caregivers. Among voters ages 50 and older, the figures are even higher with three-quarters and six in ten noting the importance of addressing these issues.

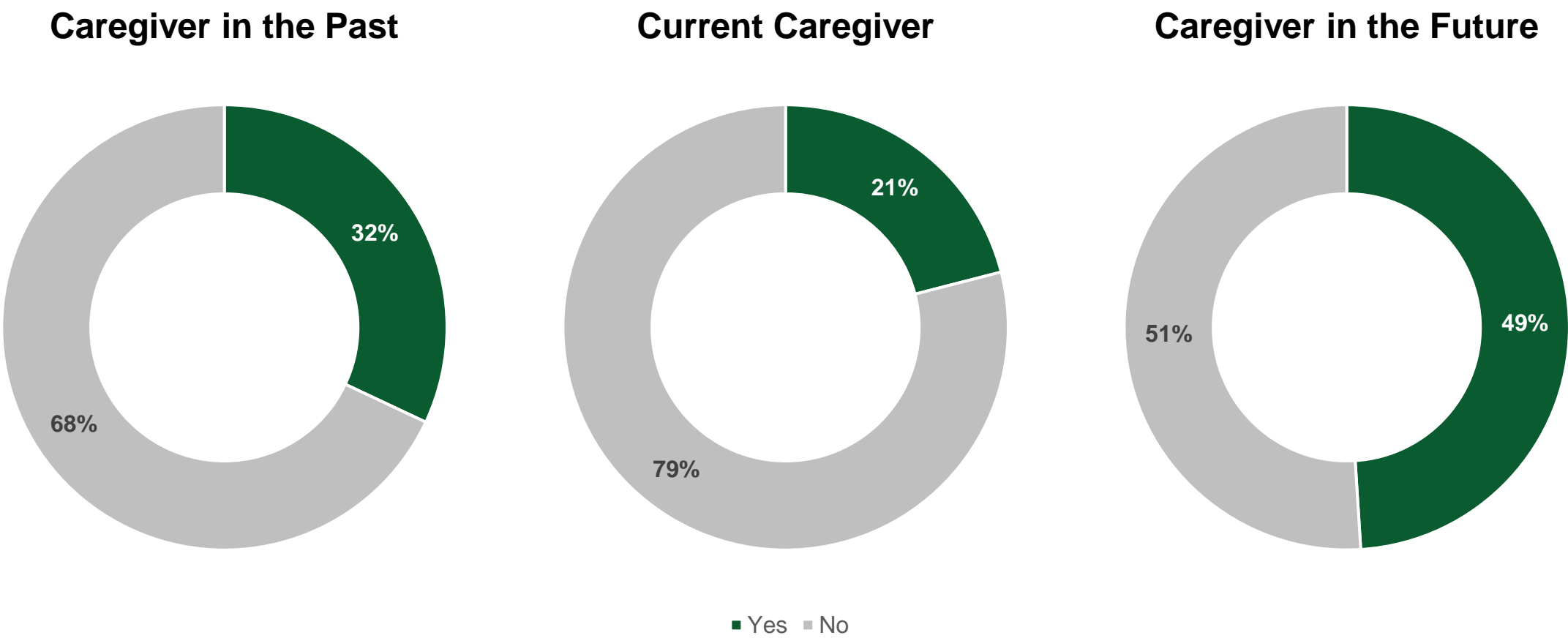
Legislative proposals—whether to support family caregivers or to improve nursing homes and long-term care services—would motivate voters. More than seven in ten voters ages 18 and older say they would be more likely to support a candidate who backed proposals to support family caregivers, such as paid family leave; a tax credit of up to \$5,000; and expanded access to support and respite services.

Most voters ages 18 and older express concern about whether or not they will be able to get the care they need when they grow older. Roughly two-thirds are concerned they won't have enough money to afford the care they need, or they won't be able to live independently, while six in ten are concerned that they will need to live in a nursing home with poor conditions.



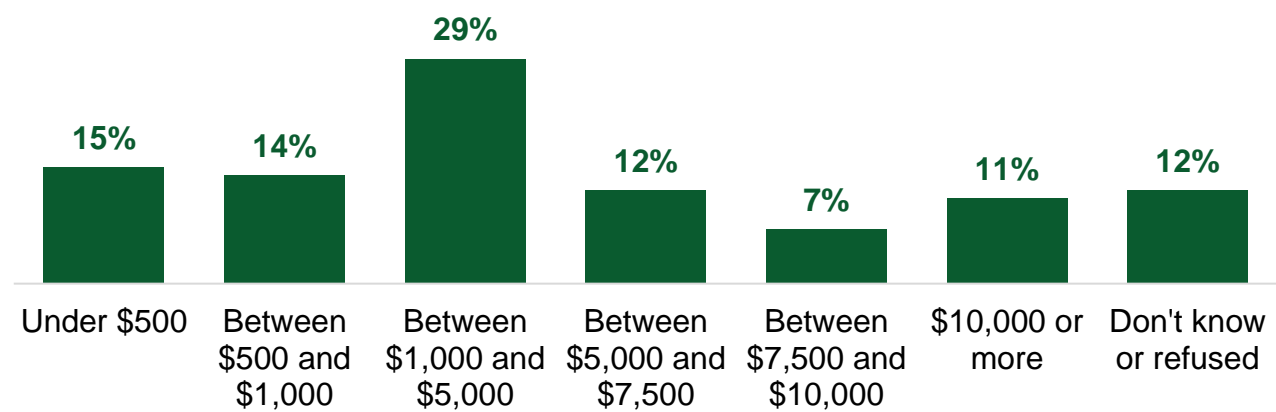
DETAILED FINDINGS

One-fifth are currently caregivers; half expect to be one in the future.



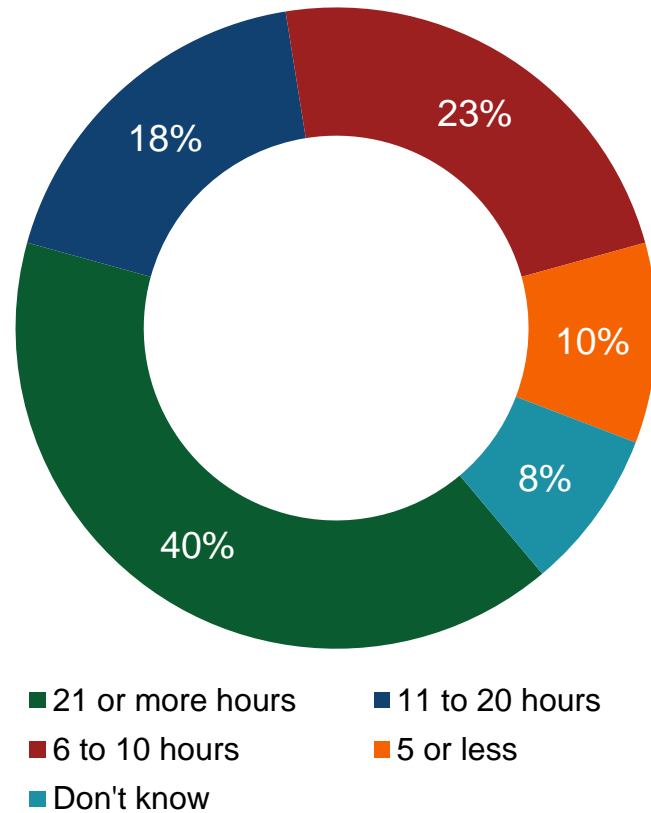
Q1. Thinking about caregiving, which of the following are you currently doing? Providing care for an aging family member or friend, providing care for a sick or disabled family member or friend? Base: All respondents (n=1,425); Q2. Have you done either of the following in the past? Provided care for an aging family member or friend, provided care for a sick or disabled family member or friend? Base: All respondents (n=1,425); Q3. Do you think you will do either of the following in the future? Provide care for an aging family member or friend, provide care for a sick or disabled family member or friend? Base: All respondents (n=1,425)

For many caregivers, caregiving takes a big chunk out of their yearly finances...



Q13. About how much do you spend out of your own pocket on caregiving expenses each year, such as medical supplies and equipment, transportation, or home modification?
Base: All caregivers (n=405)

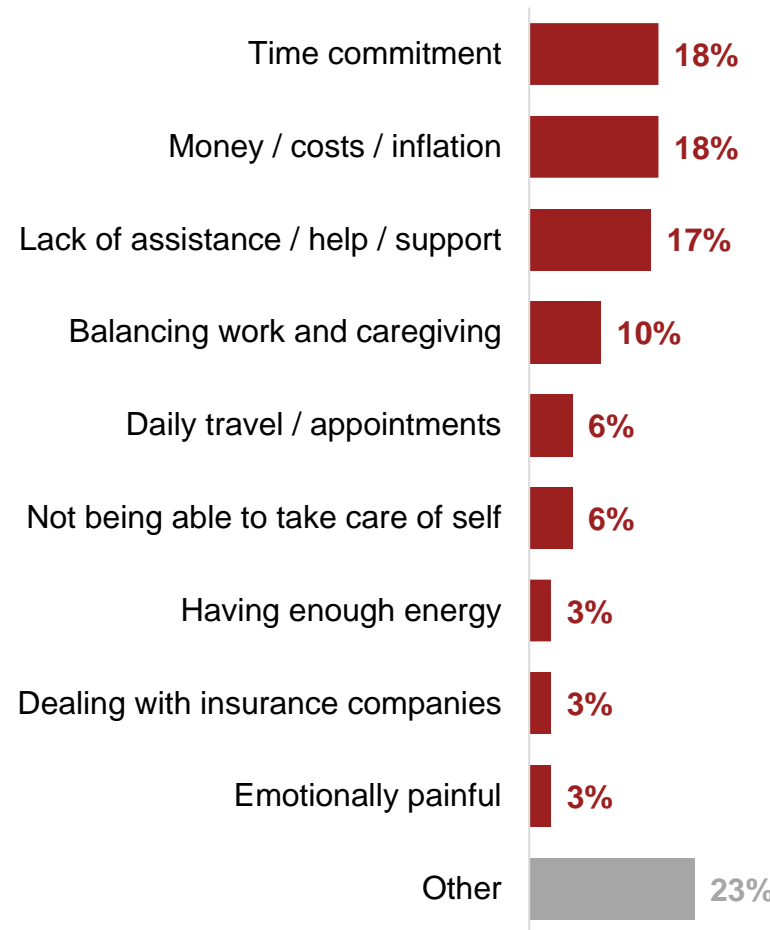
...and several hours from their week.



Q14. About how many hours do you spend on caregiving each week? Base: All caregivers (n=405)

Time and money are the top challenges for family caregivers.

What is the biggest challenge?



Q10. What is the biggest challenge that you face as a family caregiver? Base: All caregivers (n=405)


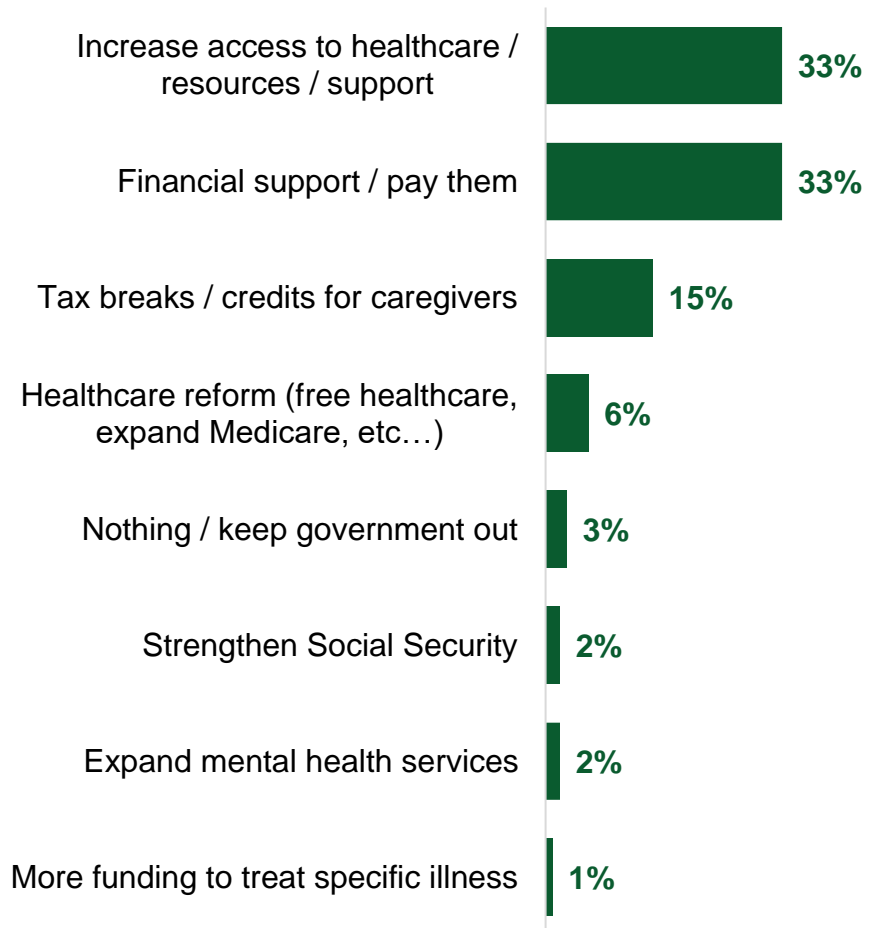
Emotional stress, having to miss important events, and needing to balance their work, family, and caregiving responsibilities are common among caregivers.



Q15 a-j. As a caregiver, please indicate whether you experience or experienced any of the following. Base: All caregivers (n=405)

Caregivers would like increased access to healthcare and financial support.

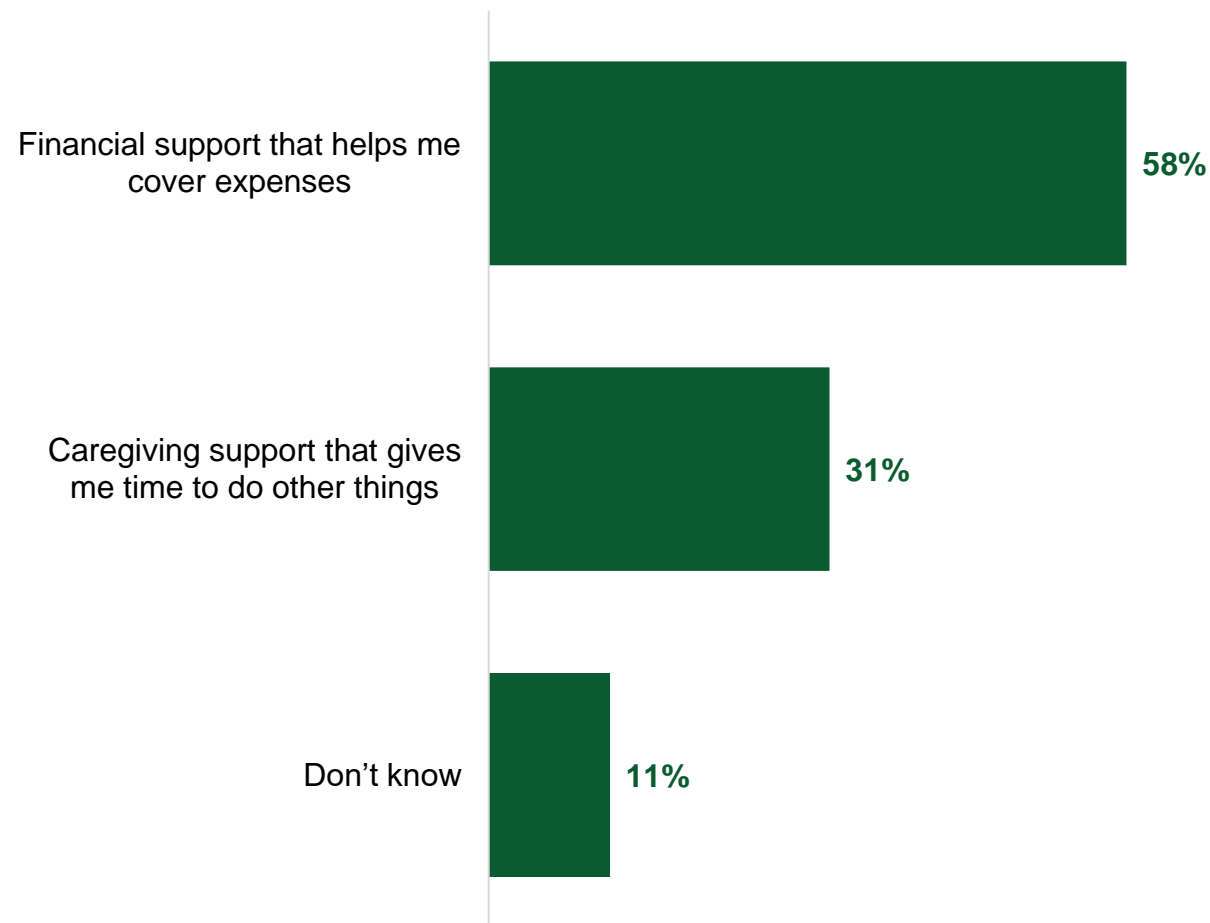
What would you like government to do?



Q11. What would you most like to see Congress or your state government do to support family caregivers? Base: All caregivers (n=405)

When given a choice between financial support or support to do other things, the majority would like to see Congress help them cover their expenses.

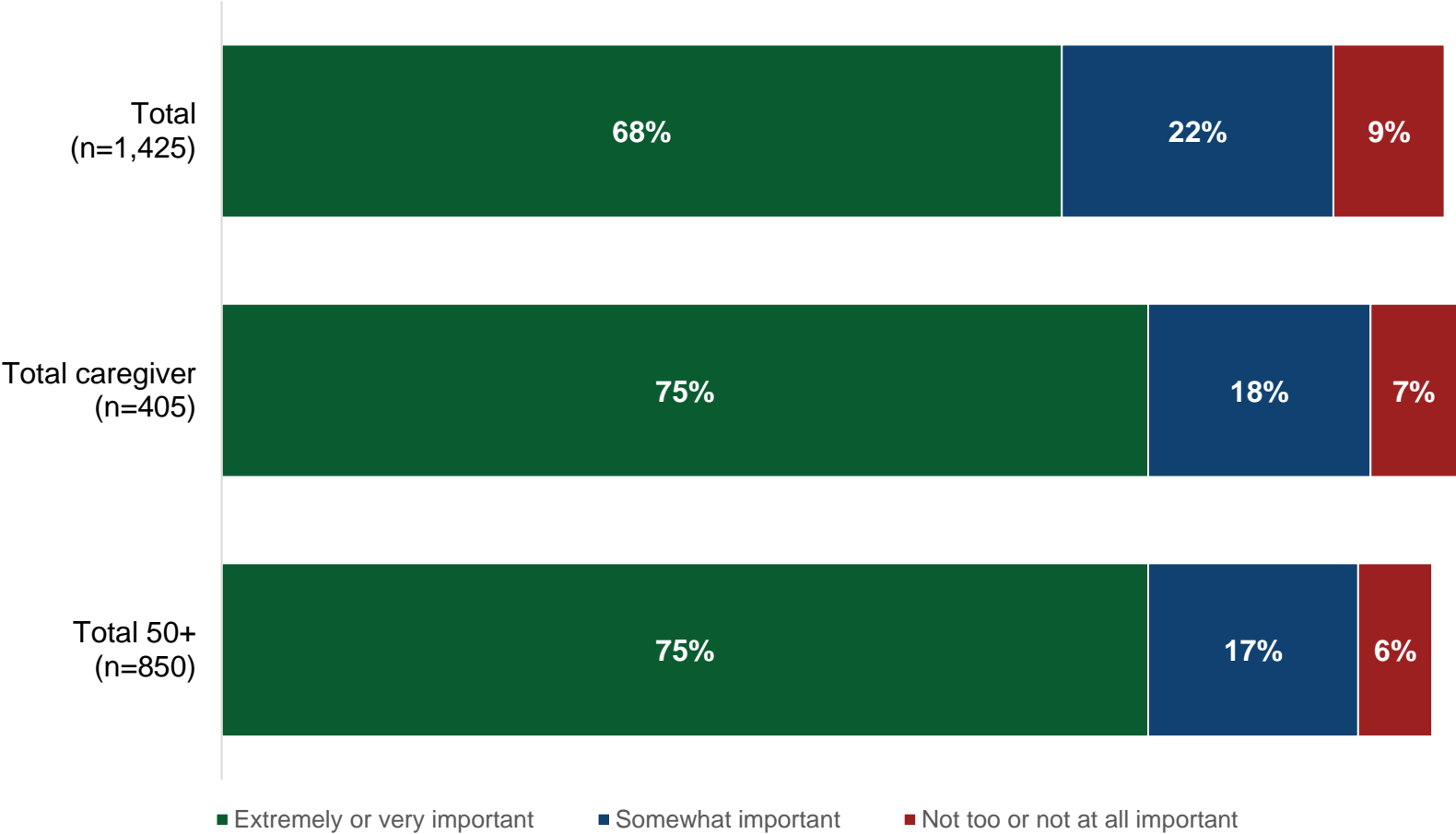
Which type of support would you most like to see from Congress?



Q12. Which of the following types of support would you most like to see Congress provide to family caregivers? Base: All caregivers (n=405)

A majority of registered voters believe it is extremely or very important for Congress to expand services to enable seniors to live independently at home.

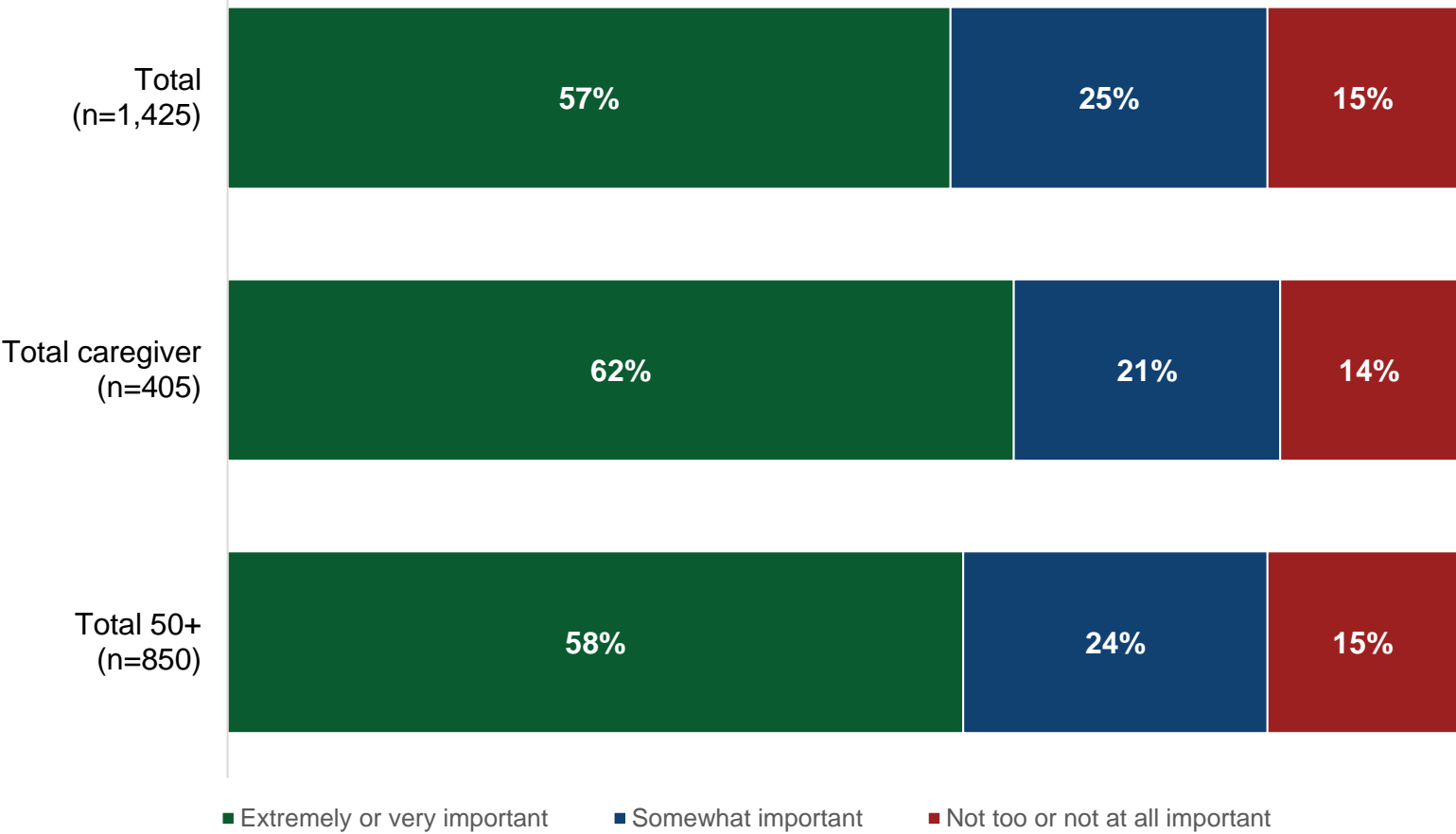
Nearly nine in ten Democrats and three-quarters of Republicans believe this proposal to be important [not shown].



Q8. How important do you think it is for Congress to address the following issue: Expanding services to help seniors live independently in their own homes instead of a nursing home. Base: All respondents (n=1,425)

Registered voters also believe it is extremely or very important for Congress to provide support to unpaid family caregivers.

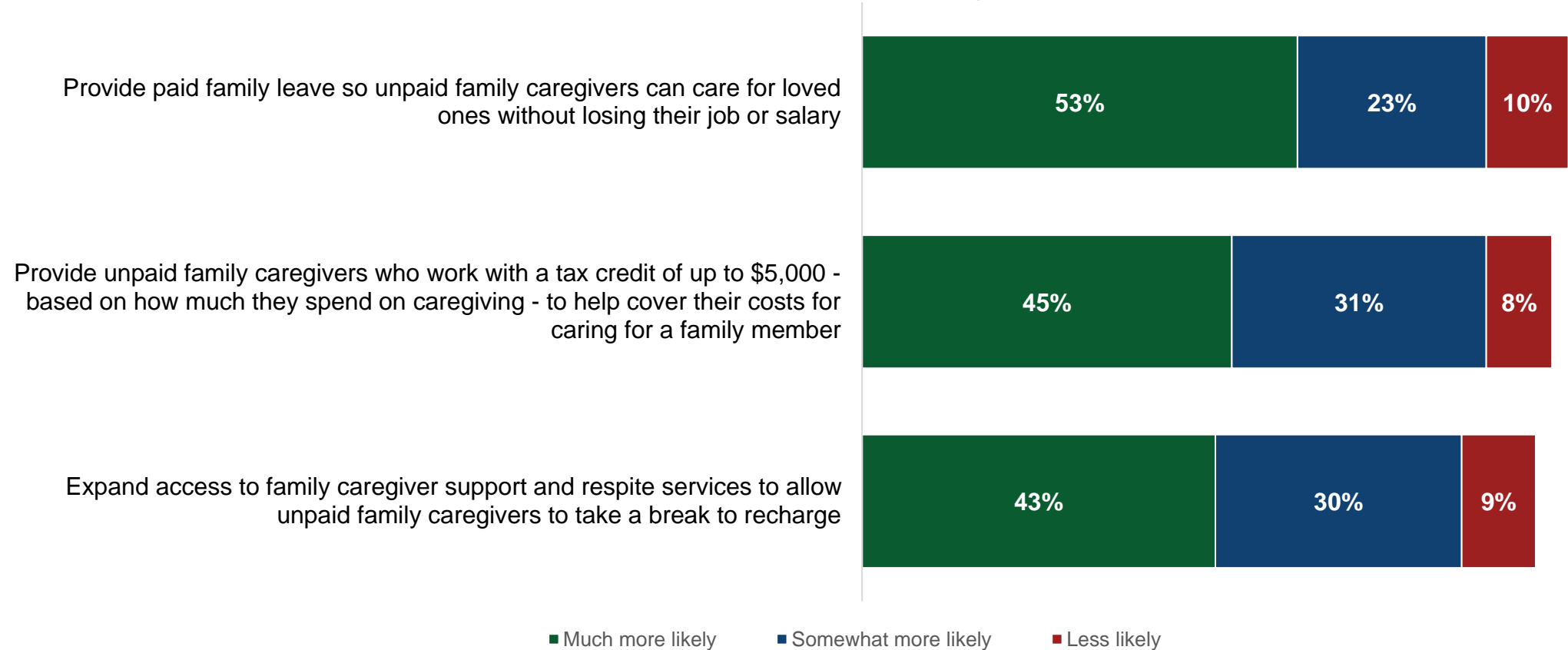
Like their support for expanding services to enable seniors to live independently, nearly nine in ten Democrats and three-quarters of Republicans believe that support to unpaid family caregivers is important [not shown].



Q9. How important do you think it is for Congress to address the following issue: Providing support to unpaid family caregivers. Base: All respondents (n=1,425)

Proposals to support family caregivers would motivate voters to support Congressional candidates.

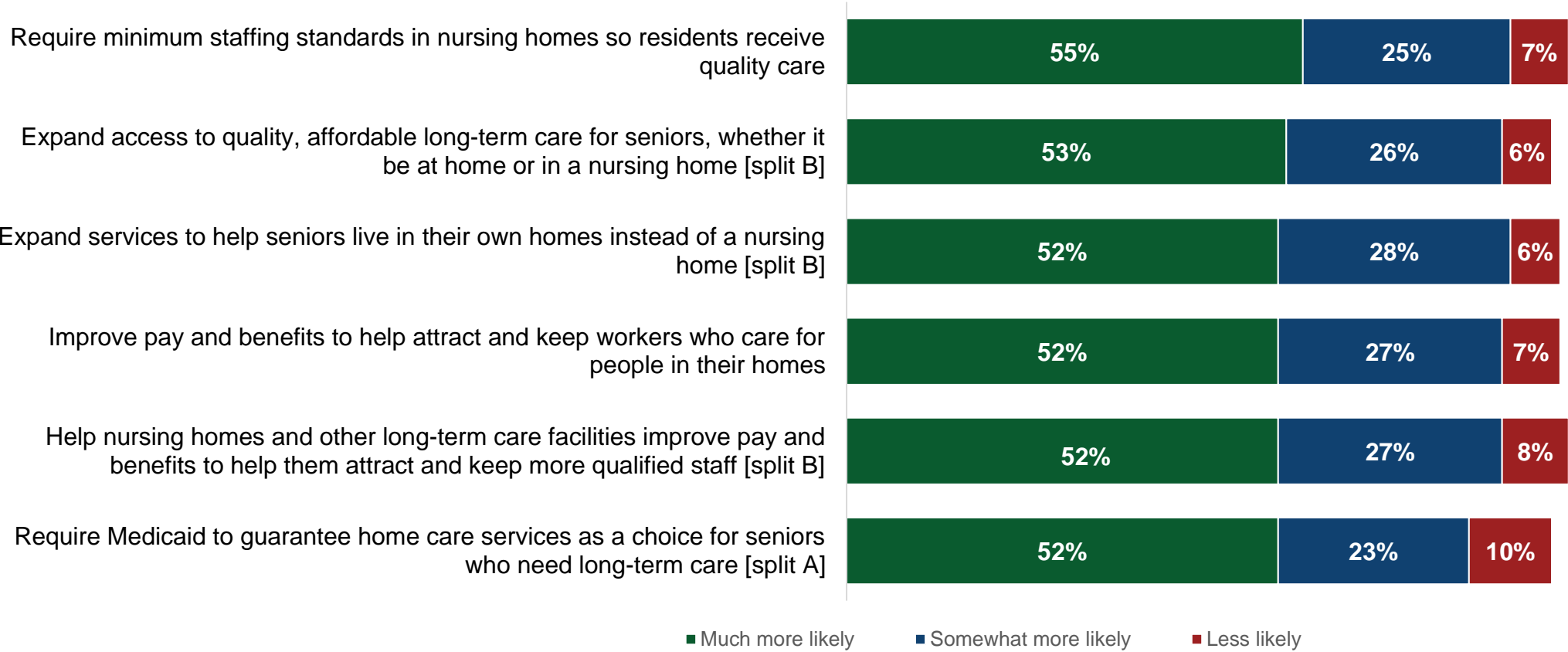
Proposals to Support Family Caregivers



Q16. Here are some proposals that are being considered in Congress. For each one, please indicate whether you would be more or less likely to vote for a candidate who supported this position. If this would have no impact on your vote, please indicate that. Base: All respondents (n=1,425)

Proposals to help seniors stay in their homes and to improve nursing homes would also motivate voters to support Congressional candidates.

Proposals Related to Nursing Homes and Long-Term Care



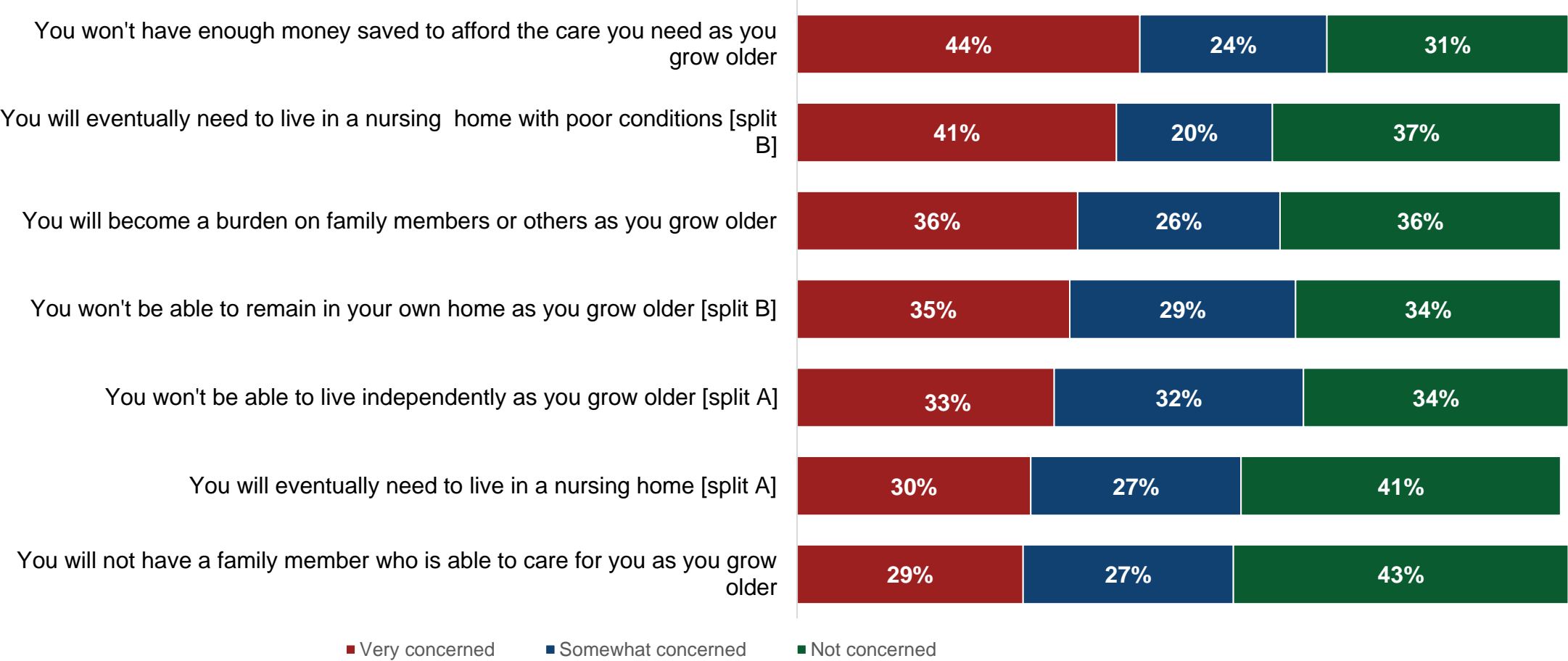
Q16. Here are some proposals that are being considered in Congress. For each one, please indicate whether you would be more or less likely to vote for a candidate who supported this position. If this would have no impact on your vote, please indicate that. Base: All respondents (n=1,425)

Across the board, voters say they would be more likely to vote for candidates who support the nine legislative proposals.

<i>Percentage More Likely</i>	Total	Democrat	Republican	Independent
Require minimum staffing standards in nursing homes so residents receive quality care	80%	89%	74%	70%
Expand services to help seniors live in their own homes instead of a nursing home	80%	89%	72%	77%
Help nursing homes and other long-term care facilities improve pay and benefits to help them attract and keep more qualified staff	79%	92%	68%	74%
Expand access to quality, affordable long-term care for seniors, whether it be at home or in a nursing home	79%	94%	67%	68%
Improve pay and benefits to help attract and keep workers who care for people in their homes	78%	92%	67%	71%
Provide paid family leave so unpaid family caregivers can care for loved ones without losing their job or salary	76%	92%	62%	73%
Provide unpaid family caregivers who work with a tax credit of up to \$5,000 - based on how much they spend on caregiving - to help cover their costs for caring for a family member	76%	90%	64%	69%
Require Medicaid to guarantee home care services as a choice for seniors who need long-term care	74%	90%	60%	69%
Expand access to family caregiver support and respite services to allow unpaid family caregivers to take a break to recharge	73%	88%	60%	62%

Q16. Here are some proposals that are being considered in Congress. For each one, please indicate whether you would be more or less likely to vote for a candidate who supported this position. If this would have no impact on your vote, please indicate that. Base: All respondents (n=1,425)

Not having saved enough money and needing to live in a nursing home with poor conditions top the list of concerns about growing older.



Q17. Here are some concerns people could have about growing older. For each one, please tell me how concerned you are about this. Base: All respondents (n=1,425)

Caregivers 18-Plus: A demographic overview of respondents

Gender		Political Affiliation:	
Male	47%	Democrat/lean Democratic	41%
Female	53%	Republican/lean Republican	37%
Age:		Independent	13%
18-34	26%	Household income:	
35-49	24%	<\$30,000	28%
50-64	24%	\$30,000-\$49,999	23%
65+	23%	\$50,000-\$74,999	18%
Race/Ethnicity (multi-select):		\$75,000+	26%
White	65%	Employment:	
Hispanic/Latino	12%	Employed or self-employed full- or part-time	60%
Black/African American	11%	Retired	23%
Education:		Unemployed or not in the labor force	17%
Some college or less	62%	Marital status:	
Bachelor's degree or higher	36%	Married	49%
AARP member:		Single and never married	29%
Yes	23%	Divorced or separated	14%
No	72%	Widowed	5%



IMPLICATIONS

Implications

Given the ubiquity of family caregiving, it is not surprising that U.S. voters would like to see more support for the caregivers themselves. Voters are also expressing some concerns about their own futures, with more than two-thirds saying they are worried about whether *they* will be able to get the care they need as they grow older or be able to continue to live as independently as they wish.

To secure the votes of family caregivers, legislators should aim to provide eligible family caregivers with financial relief to help cover some of their caregiving-related costs, paid family leave so caregivers don't risk losing their jobs, and expanded access to caregiver support and respite services to reduce stress and decrease burn-out.





METHODOLOGY

Methodology

- **Objectives:** The purpose of this quantitative research project was to delve more deeply into the views of voters toward family caregiving and related legislative proposals
- **Methodology:** Multi-mode survey using live-cell phone, text-to-web, and landline telephone interviews
- **Qualifications:** Registered voters ages 18 and older
- **Sample:** n=1,425 registered voters [includes base sample of n=800 registered voters 18-plus; oversamples of n=200 registered voters 50-plus as well as oversamples of Black, Hispanic, and Asian and Pacific Islander voters (n=100 for each group) and caregivers (n=125)]
- **Interviewing Dates:** April 4-10, 2023
- **Weighting:** Both the overall data and the oversampled audiences were weighted to reflect the demographic and partisan makeup of the national, likely 2024 electorate.
- **Questionnaire length:** 20 minutes on average
- **Confidence Interval:** Total sample: $\pm 3.4\%$



About AARP

AARP is the nation's largest nonprofit, nonpartisan organization dedicated to empowering Americans 50 and older to choose how they live as they age. With nearly 38 million members and offices in every state, the District of Columbia, Puerto Rico, and the U.S. Virgin Islands, AARP works to strengthen communities and advocate for what matters most to families with a focus on health security, financial stability and personal fulfillment. AARP also works for individuals in the marketplace by sparking new solutions and allowing carefully chosen, high-quality products and services to carry the AARP name. As a trusted source for news and information, AARP produces the nation's largest circulation publications, AARP The Magazine and AARP Bulletin. To learn more, visit www.aarp.org or follow @AARP and @AARPadvocates on social media.

About Impact Research and Fabrizio Ward

Impact Research is widely recognized as one of the premier public opinion research firms in the country. For nearly 30 years, it has provided polling and strategic guidance to Democrats at all levels of government, as well as to a wide range of organizations. It has also polled for the past four Democratic presidential nominees, including serving as the lead pollster for Joe Biden's 2020 campaign.

Tony Fabrizio and Bob Ward, partners in Fabrizio Ward, are seasoned campaign pollsters. They have worked together since the Dole presidential campaign in 1995-96. They bring right-of-center polling expertise to AARP's research. Tony Fabrizio was pollster to President Donald Trump in both 2016 and 2020. Bob Ward specializes in message development and research-driven communications strategy for NGOs, corporations and advocacy groups.



Teresa A. Keenan, Ph.D., AARP Research
tkeenanaarp.org

For media inquiries, please contact
mediaaarp.org

This research was designed and executed by AARP Research